



# Konfekční úprava výrobků



**BP BOHEMIA**


Znak \$ určuje v systému počet karabin, kroužků, velikost tunelu, atd dle objednávky klienta.

B001




on top is a open cloth-hem and a wooden stick of 14 mm diameter with small holes in it inserted.  
a cord of 3 mm diameter is attached, sides are cut and at the bottom is a open cloth-hem with  
a wooden stick of 10 mm. stapled on it

B001C




Cut all around (no hemmed). On top and bottom with an open sleeve made of fabric 4 cm. measured flat. Net size 60 x 190 cm. include sleeve 4 cm. measure flat at top and bottom.

B006A



on top is a open cloth-hem provided with a wooden stick of 10 mm (stapled). sides are cut.  
at the top is a triagle-hanging with cord of 3 mm diameter.

B015




on top is a open cloth-hem provided with a wooden stick of 10 mm (stapled). at the bottom is a open cloth-hem provided with a wooden stick of 10 mm (stapled). sides are cut. at the top is a triagle-hanging with cord of 3 mm diameter.

B022




sewn all sides

B023A



sides cut. on top and bottom a open hem of cloth with a alu tube (10mm) inserted. on top a triangle of shing cord (1mm) is running trough the tube (lenght is 2,2x width of banner)

B023B



sides hemmed. on top and bottom a open hem of cloth with a alu tube (10mm) inserted. on top a triangle of shing cord (1mm) is running trough the tube (lenght is 2,2x width of banner)




B101A




cut around, on the top and bottom sleeve with iron-bar + \$CLIP crocodile hooks

B101B



hem around, on the top and bottom sleeve with iron-bar + \$CLIP crocodile hooks

B102A



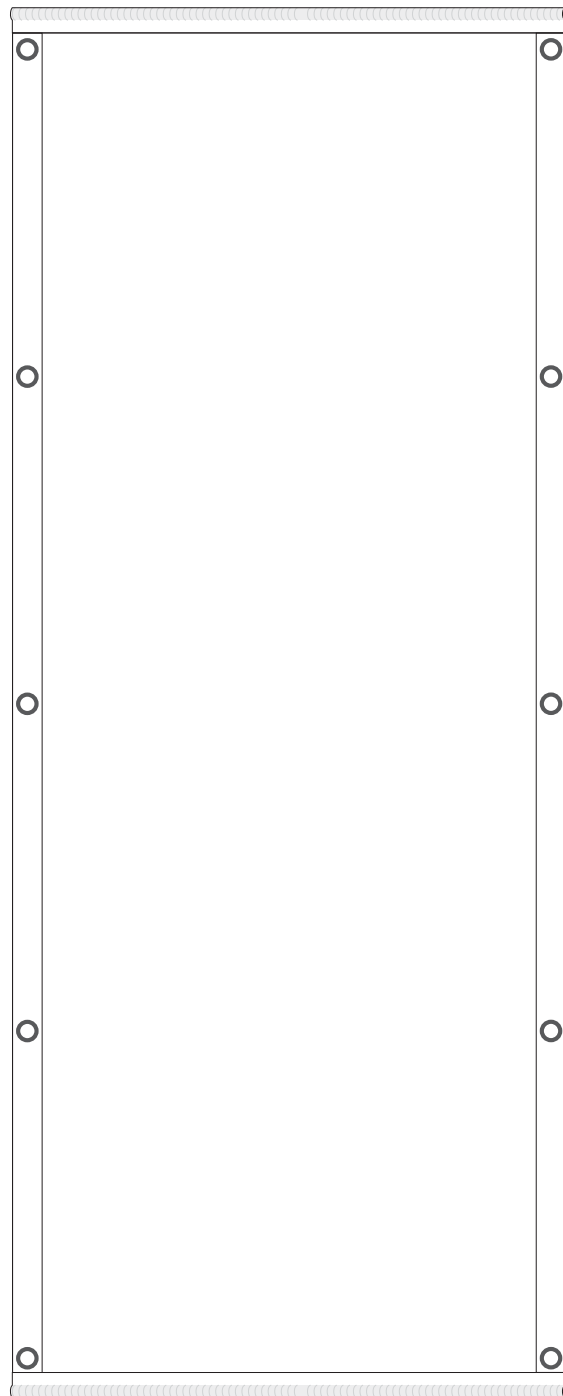
cut around, keder tape on the top and bottom

B102B




hem around, keder tape on the top and bottom

B102C




hem around, keder tape on the top and bottom, 50 mm ribbon at the pole-side and  
at even intervals \$EYELETS eyelets

B103A




cut around,on the top tunnel made from fabric - $\$TUNEL$  cm flat

B103B



Sewn around, on the top tunnel made from fabric - \$TUNEL cm flat


B103C



Cut around, on the top tunnel made from white tape - \$TUNEL cm flat




B103D




Sewn around, on the top tunnel made from white tape - \$TUNEL cm flat

B104A




cut around, on the top and bottom tunnel made from fabric  
-on top \$TUNEL1 cm flat, on bottom \$TUNEL2 cm flat

B104B




sewn around, on the top and bottom tunnel made from fabric - on top \$TUNEL1 cm flat,  
on bottom \$TUNEL2 cm flat

B104C



cut around, on the top and bottom tunnel made from white tape -on top \$TUNEL1 cm flat,  
on bottom \$TUNEL2 cm flat

B104D




sewn around, on the top and bottom tunnel made from white tape - on top \$TUNEL1 cm flat,  
on bottom \$TUNEL2 cm flat

# B105A




cut around, on the top and bottom sleeve with aluminium tube (fi10mm), into the upper tube  
screwed \$RING metal rings

B105B



hem around, on the top and bottom sleeve with aluminium tube ( $\phi 10\text{mm}$ ), into the upper tube  
screwed RING metal rings


# H000A



at the pole-side 50 mm ribbon with at even intervals \$HOOKS danish hooks, rest sides cut




H001A




at the pole-side 50 mm ribbon with at even intervals \$HOOKS danish hooks, rest sides hemmed

# H001B




at the pole-side 50 mm ribbon with at even intervals \$DRINGS d-rings, rest sides hemmed

H001C




hem: all sides, 50 mm ribbon at the pole-side and line (navy-nish)

H001E




at the pole-side 50 mm ribbon with at even intervals \$HOOKS eyelets, rest sides hemmed

H001F




at the pole-side 50 mm ribbon with at even intervals \$HOOKS plastic eyelets, rest sides hemmed

# H002A




hem: all sides, 50 mm ribbon at the pole-side and at even intervals \$HOOKS danish hooks.  
on top hollow seam made of 15cm white tape for inserting 30mm stick, hollow seam  
open on both sides

# H002B



hem: all sides, 50 mm ribbon at the pole-side and at even intervals \$DRINGS d-rings.  
on top hollow seam made of 15cm white tape for inserting 30mm stick, hollow seam  
open on both sides


# H002C



hem: all sides, 50 mm ribbon at the pole-side and at even intervals \$HOOKS danish hooks.  
on top hollow seam made of 15cm white tape for inserting 30mm stick, hollow seam closed at the end




# H003A



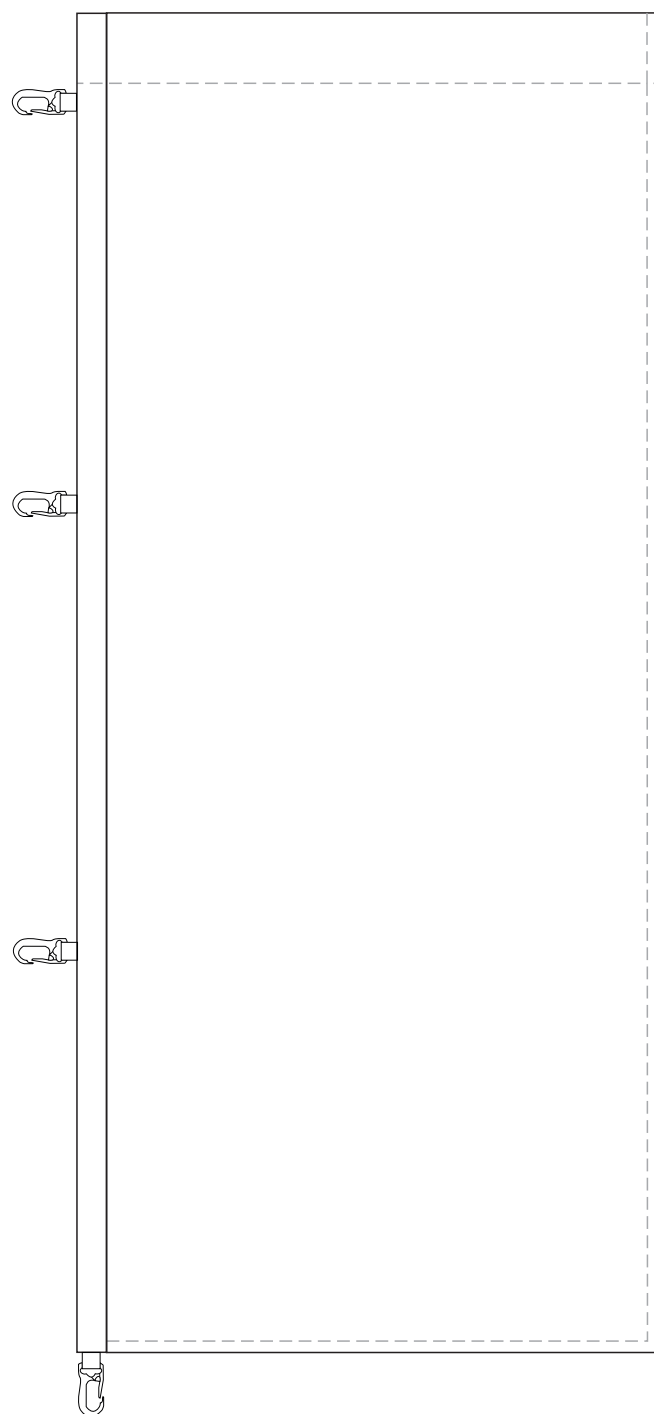
hem: all sides, 50 mm ribbon at the pole-side and at even intervals \$HOOKS danish hooks.  
on top hollow seam made of fabric -\$TUNEL cm flat. Hollow seam open on both sides.

# H003B




hem: all sides, 50 mm ribbon at the pole-side and at even intervals \$DRINGS d-rings. on top hollow seam made of fabric -\$TUNEL cm flat. Hollow seam open on both sides.

# H003C




hem: all sides, 50 mm ribbon at the pole-side and at even intervals \$HOOKS danish hooks.  
on top hollow seam made of fabric -\$TUNEL cm flat. Hollow seam closed at the end.

# H003D




hem: all sides, 50 mm ribbon at the pole-side and at even intervals \$DRINGS d-rings. on top hollow seam made of fabric -\$TUNEL cm flat. Hollow seam closed at the end.

# H003E




hem: all sides, 50 mm ribbon at the pole-side and at even intervals \$HOOKS danish hooks.  
on top hollow seam made of fabric -\$TUNEL cm flat. . end of hem is closed and made  
stronger with canvas.

H003G



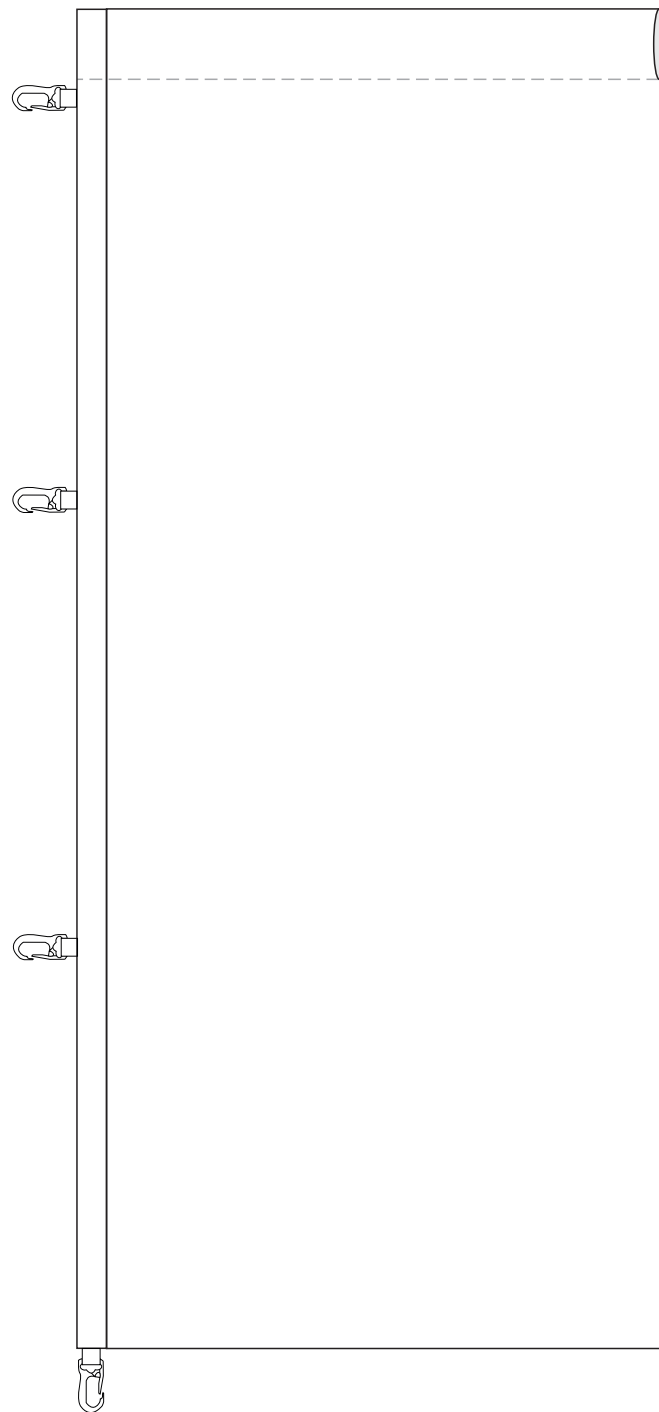
hem: all sides, 50 mm ribbon at the pole-side and at even intervals \$EYELETS eyelets.  
on top hollow seam made of fabric -\$TUNEL cm flat. Hollow seam open on both sides.

H003H



hem: all sides, 50 mm ribbon at the pole-side and at even intervals \$EYELETS plastic eyelets.  
on top hollow seam made of fabric -\$TUNEL cm flat. Hollow seam open on both sides.


# H005A



hem: all sides, 50 mm ribbon at the pole-side and at even intervals \$DRINGS d-rings. on top hollow seam made of fabric -\$TUNEL cm flat. Hollow seam open on both sides.

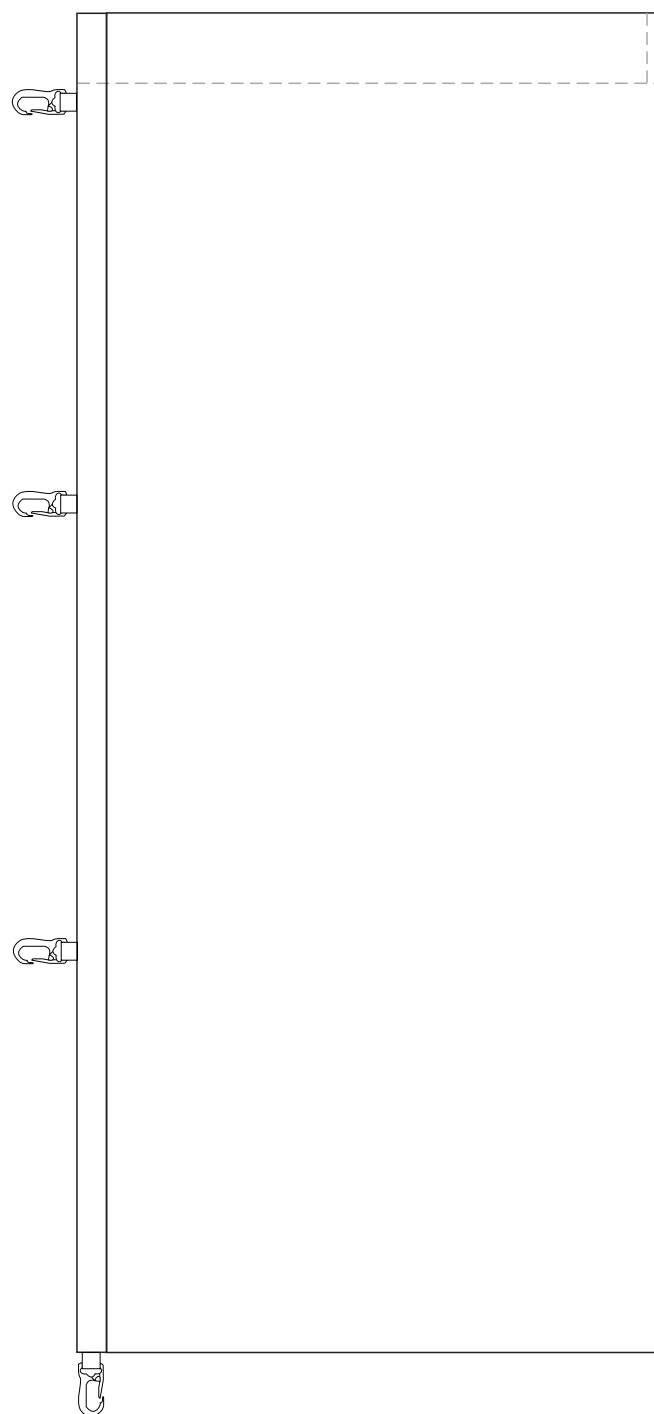


# H005B




cut: all sides, 50 mm ribbon at the pole-side and at even intervals \$DRINGS d-rings.  
on top hollow seam made of fabric -\$TUNEL cm flat. Hollow seam open on both sides.

# H005C




cut: all sides, 50 mm ribbon at the pole-side and at even intervals \$HOOKS danish hooks.  
on top hollow seam made of fabric -\$TUNEL cm flat. Hollow seam closed at the end.

# H005D




cut: all sides, 50 mm ribbon at the pole-side and at even intervals \$DRINGS d-rings. on top hollow seam made of fabric -\$TUNEL cm flat. Hollow seam closed on the end.

# H005E




cut: all sides, 50 mm ribbon at the pole-side and at even intervals \$HOOKS danish hooks.  
on top hollow seam made of fabric -\$TUNEL cm flat. . end of hem is closed and made  
stronger with canvas.

# H006A




cut: all sides, 50 mm ribbon at the pole-side and at even intervals \$HOOKS danish hooks.  
on top hollow seam made of 15cm white tape for inserting 30mm stick, hollow seam open  
on both sides

# H006B




cut: all sides, 50 mm ribbon at the pole-side and at even intervals \$DRINGS d-rings.  
on top hollow seam made of 15cm white tape for inserting 30mm stick, hollow seam  
open on both sides

# H006C



cut: all sides, 50 mm ribbon at the pole-side and at even intervals \$HOOKS danish hooks.  
on top hollow seam made of 15cm white tape for inserting 30mm stick, hollow seam closed  
at the end


# H010A



Cut around, at pole side with headingtape and at even intervals \$HOOKS plastic hooks,  
at top headingtape and at even intervals \$HOOKS2 plastic hooks




# H010B



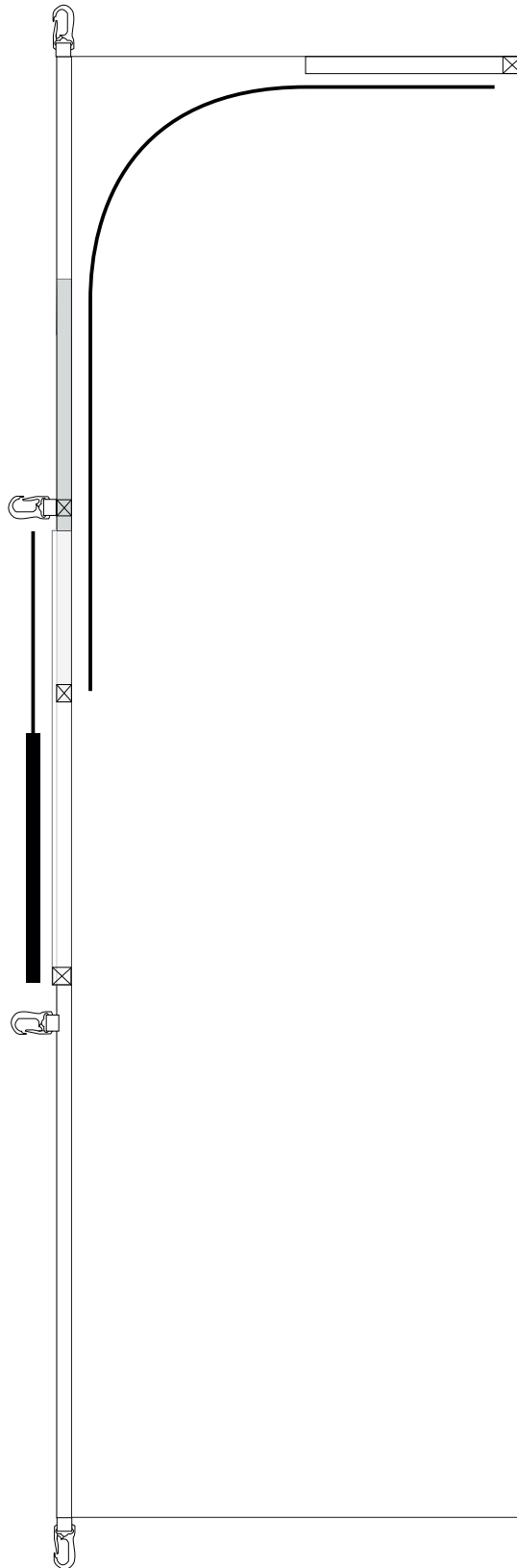
Sewn around, at pole side with headingtape and at even intervals \$HOOKS plastic hooks,  
at top headingtape and at even intervals \$HOOKS2 plastic hooks

H079



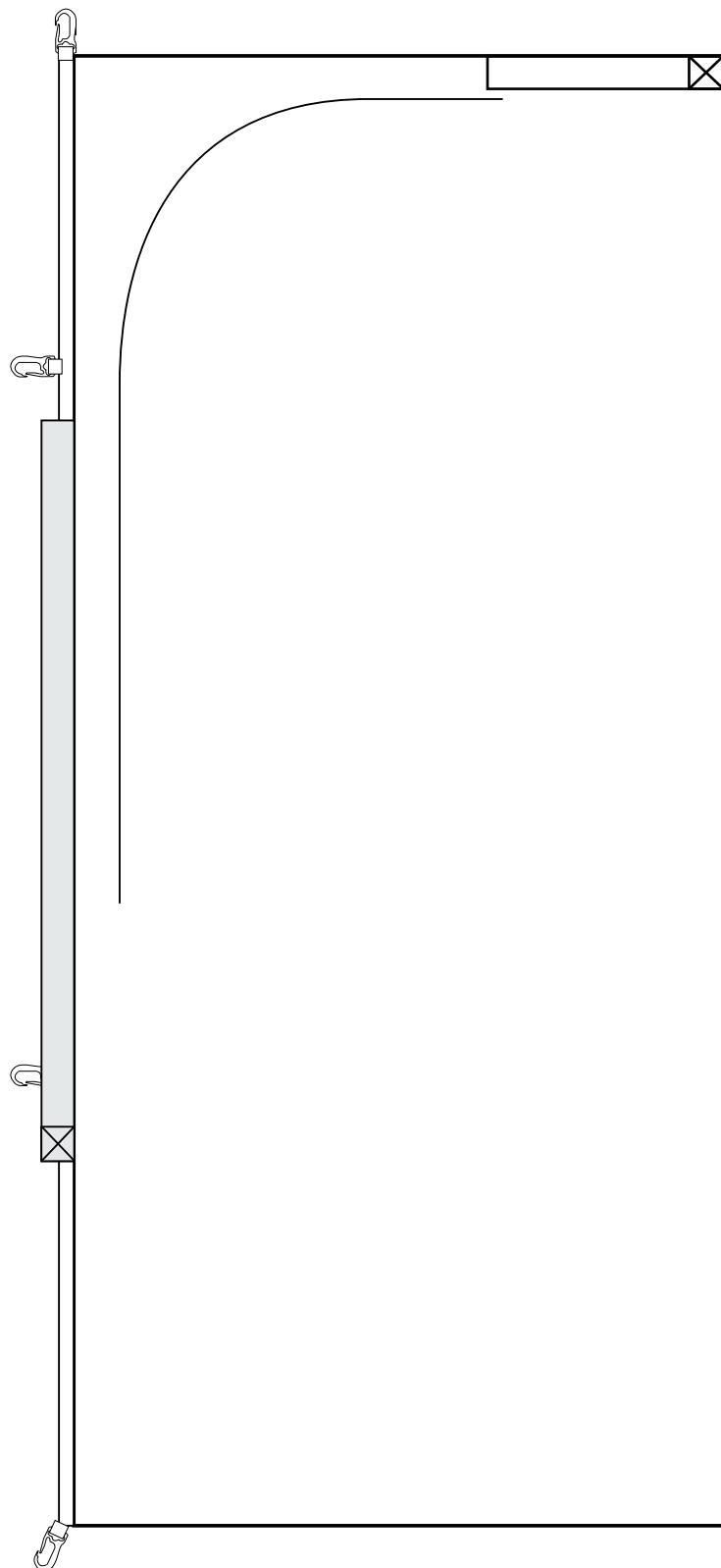
hem: all sides, 50 mm ribbon at the pole-side and line on top, at the bottom and after at even intervals a strap of 20 mm ribbon (\$LOOPS pc). on top is a double open cloth-hem - \$TUNEL1 cm flat. on bottom is a cloth-hem with end closed - \$TUNEL2 cm flat. ends are sown and have a cord that will stick out at least 1 meter.

# FlagExtender




flagExtender with extender weight

# FlagExtender Herold



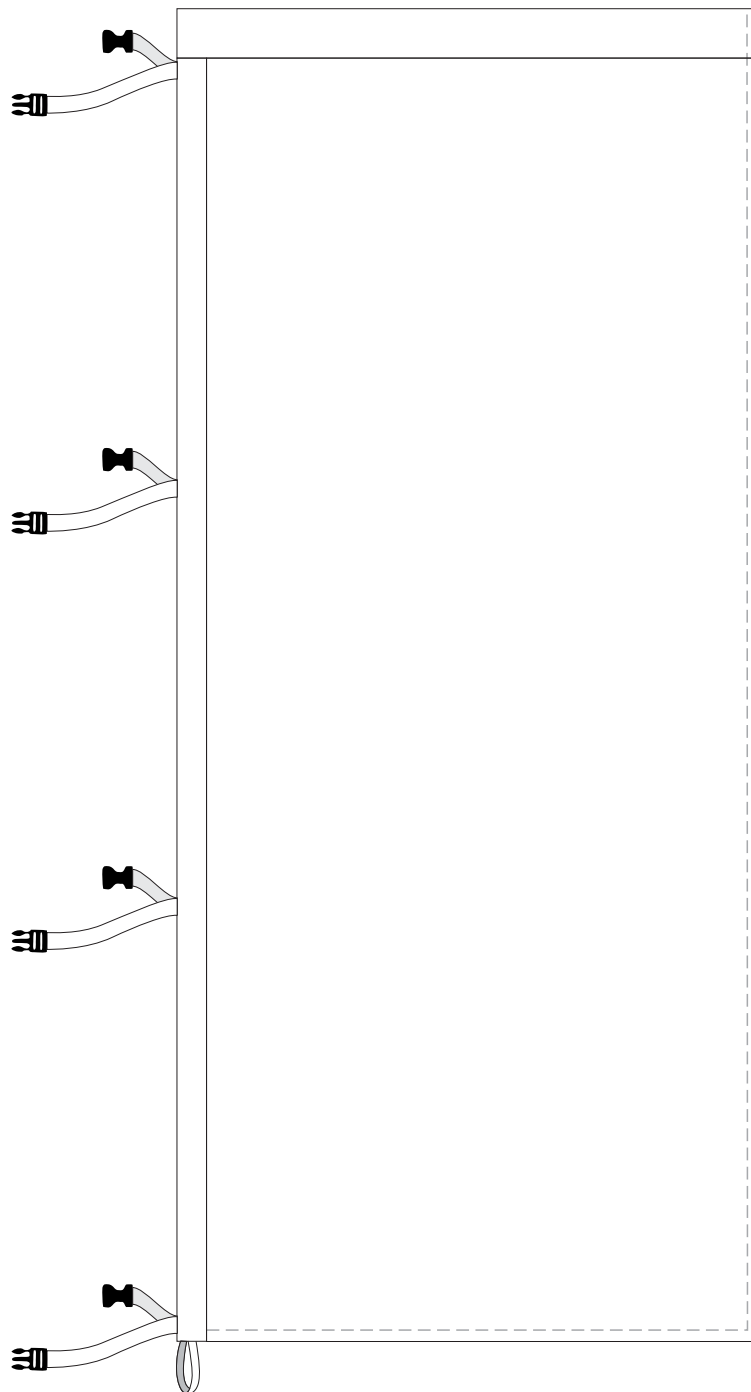
flagExtender with aluminium pipe

# H101A



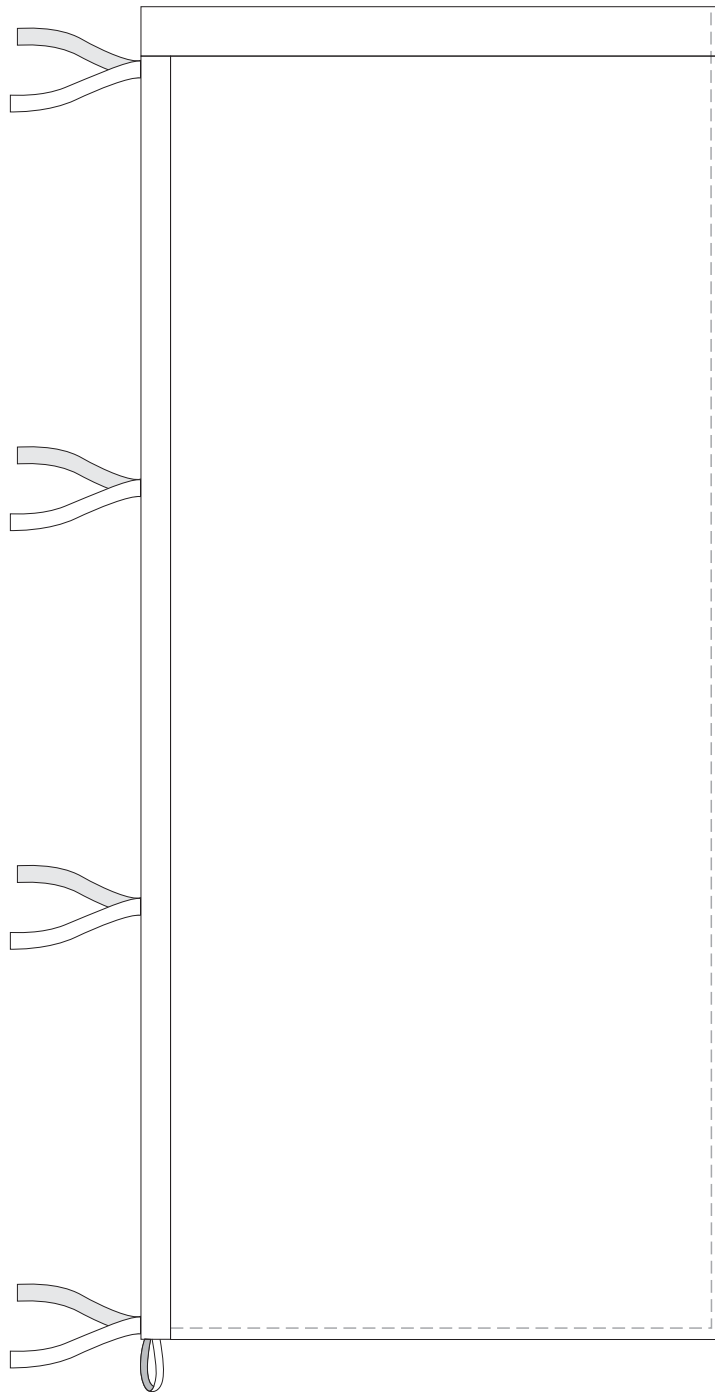
Sewn around with double stitches, at pole side with headingtape and at even intervals \$HOOKS plastic hooks, at top with hollow seam of tape for stickdiameter 30 mm, closed at the end, at bottom left side with loop for weight.

# H101B




Sewn around with double stitches, at pole side with headingtape and at even intervals \$CLICK click-clacks, at top with hollow seam of tape for stickdiameter 30 mm, closed at the end, at bottom left side with loop for weight.

# H101C



Sewn around with double stitches, at pole side with headingtape and at even intervals \$VELCRO velcro, at top with hollow seam of tape for stickdiameter 30 mm, closed at the end, at bottom left side with loop for weight.

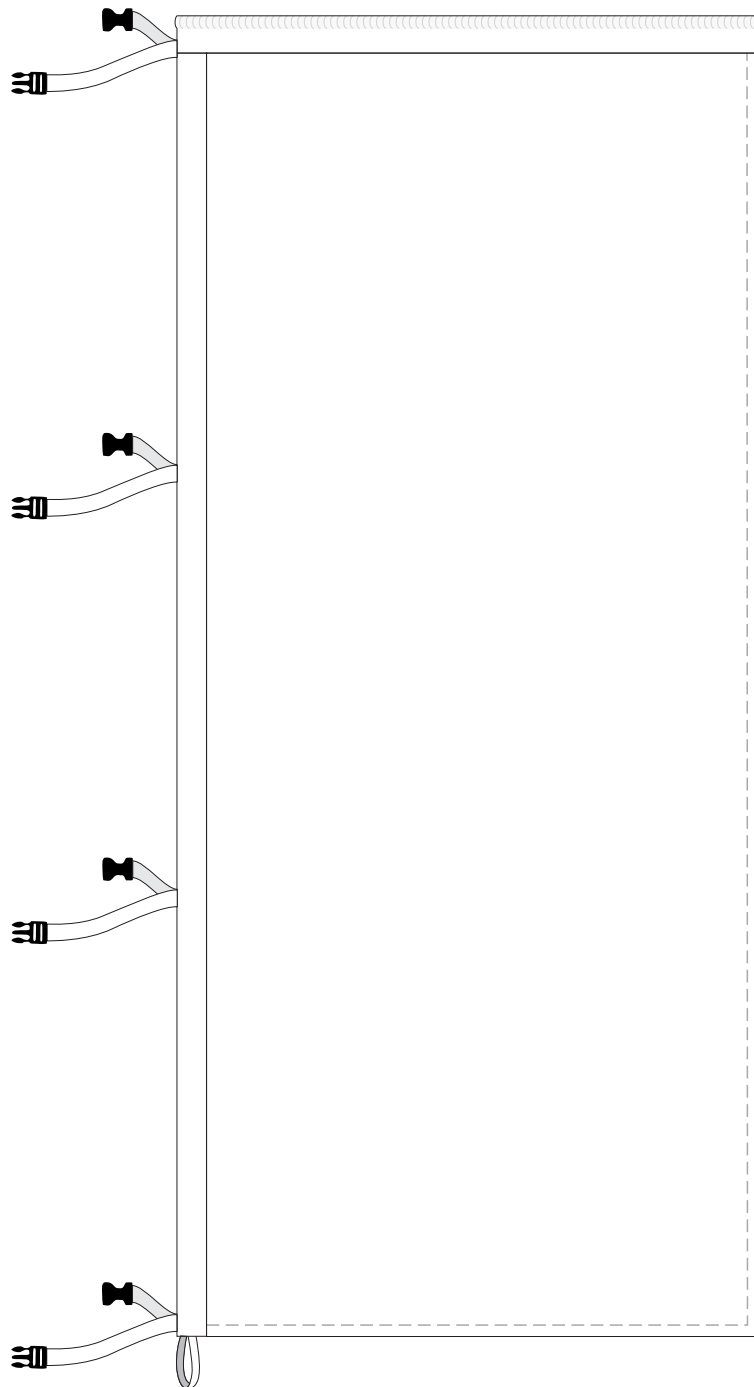
# H101D



Sewn around with double stitches, at pole side with headingtape and at even intervals \$HOOKS plastic hooks, at top with Keder 7,5 mm, at bottom left side with loop for weight.

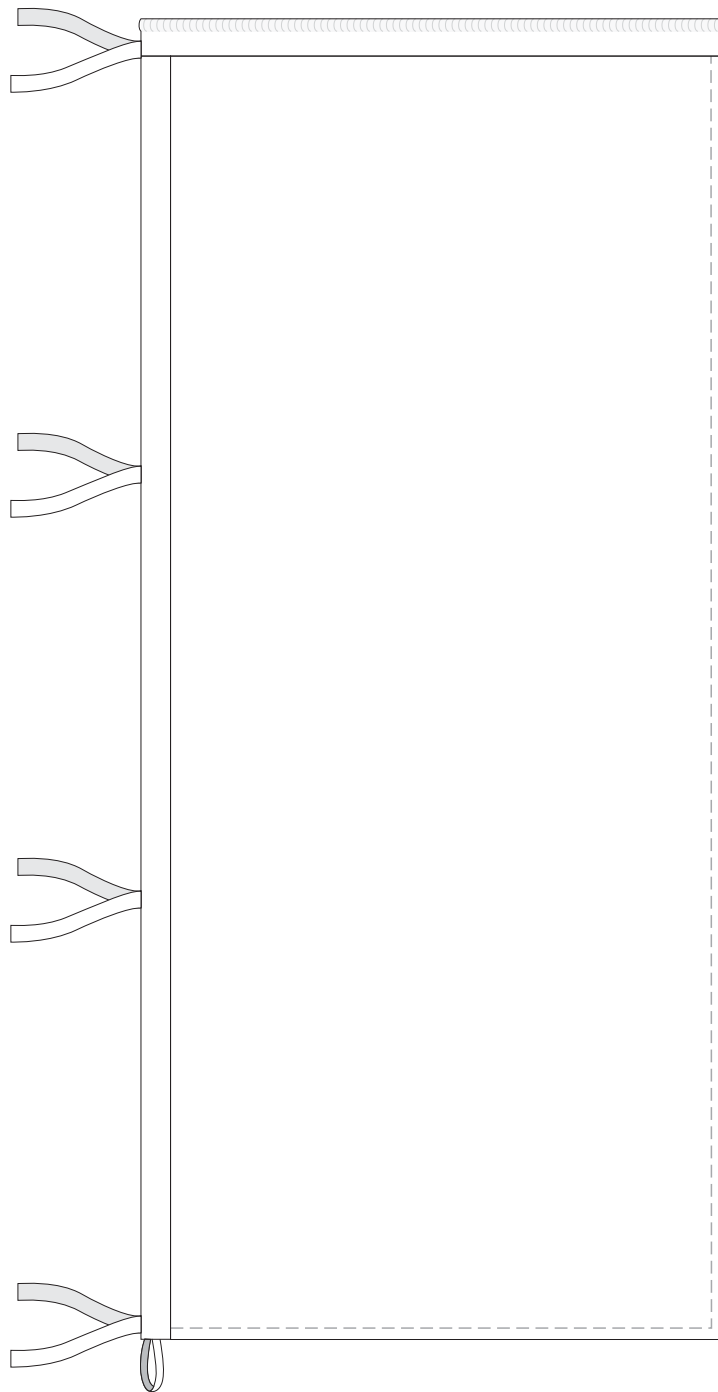


# H101E




Sewn around with double stitches, at pole side with headingtape and at even intervals \$CLICK click-clacks, at top with Keder 7,5 mm, at bottom left side with loop for weight.

# H101F



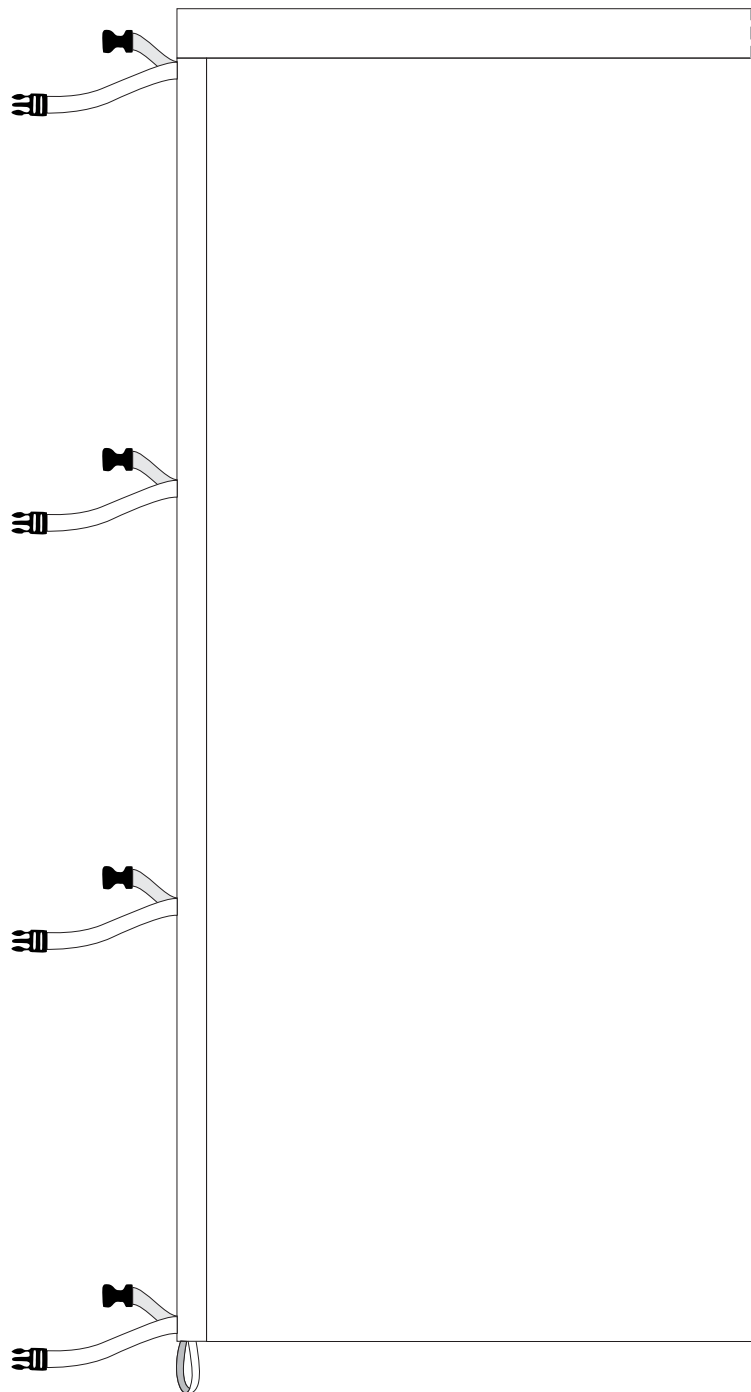
Sewn around with double stitches, at pole side with headingtape and at even intervals \$VELCRO velcro, at top with Keder 7,5 mm, at bottom left side with loop for weight.

# H102A



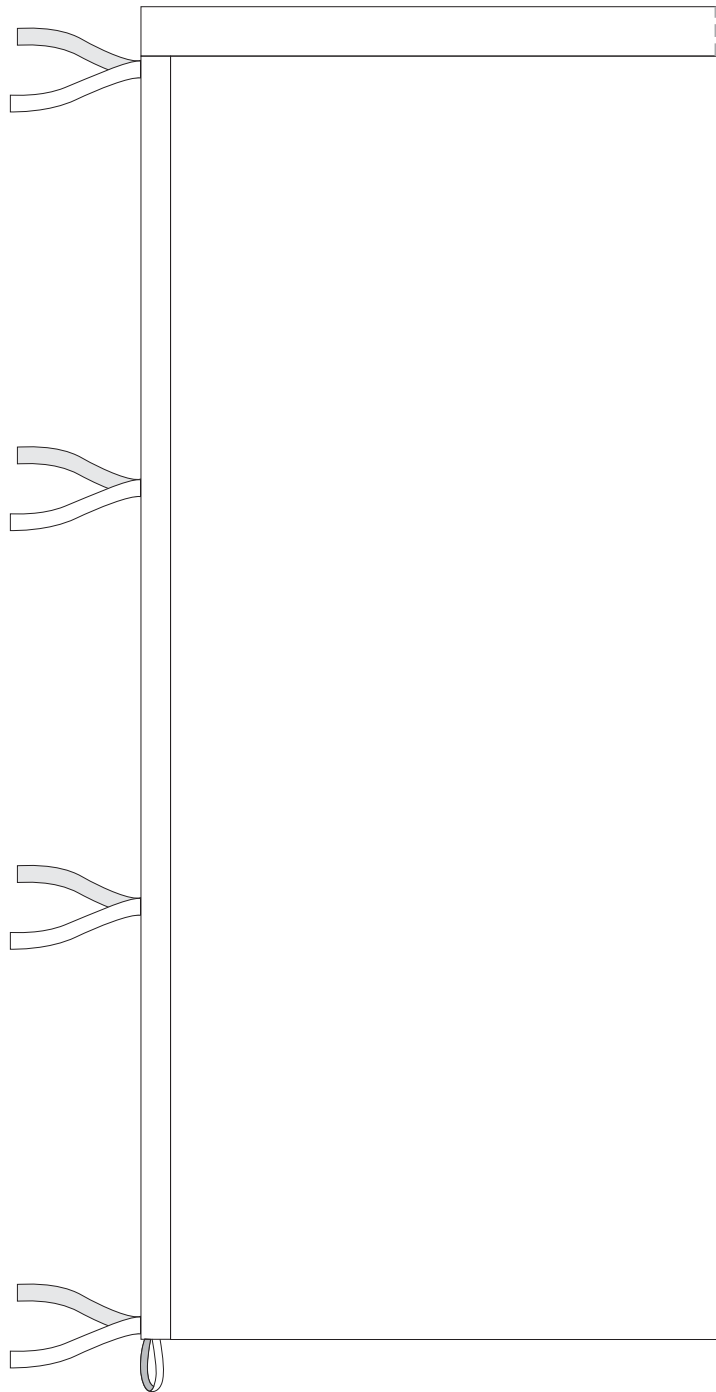
Cut around, at pole side with headingtape and at even intervals \$HOOKS plastic hooks, at top with hollow seam of tape for stickdiameter 30 mm, closed at the end, at bottom left side with loop for weight.

# H102B



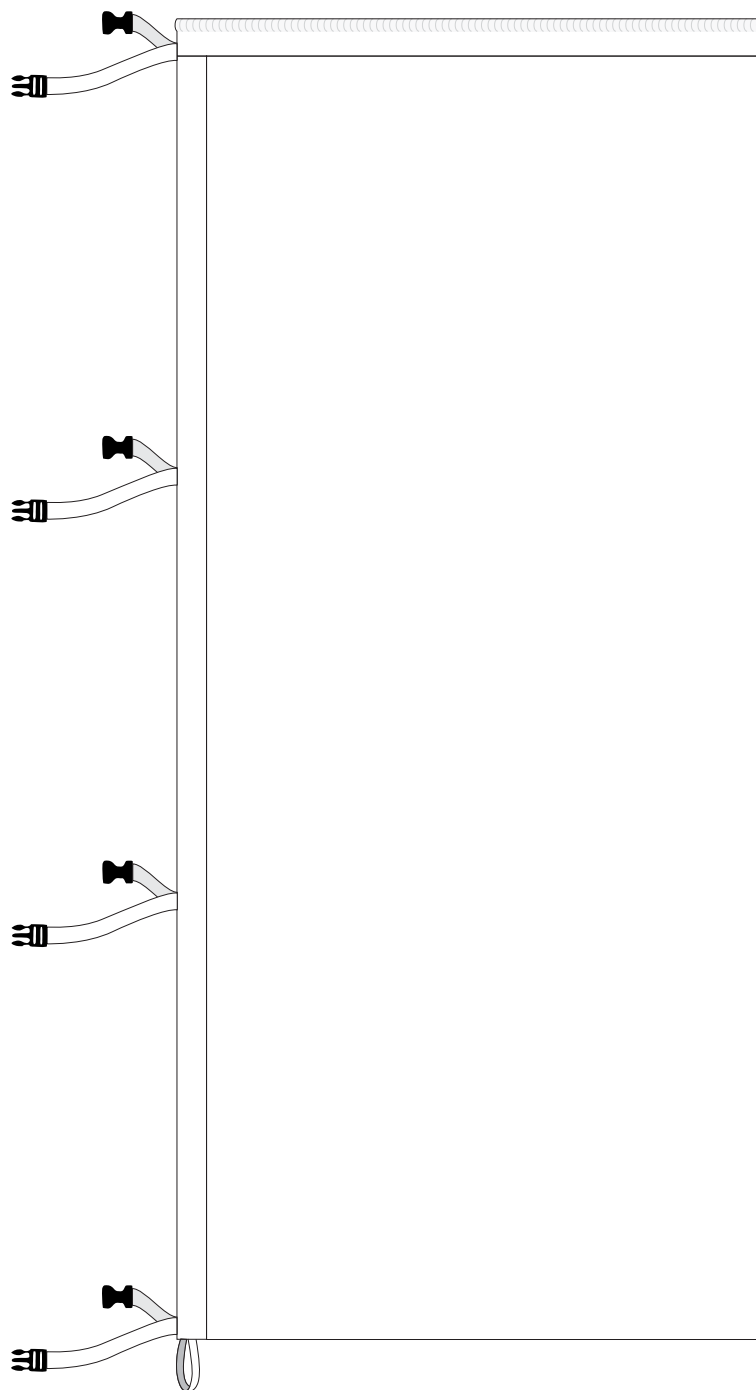
Cut around, at pole side with headingtape and at even intervals \$CLICK click-clacks, at top with hollow seam of tape for stickdiameter 30 mm, closed at the end, at bottom left side with loop for weight.

# H102C




Cut around, at pole side with headingtape and at even intervals \$VELCRO velcro, at top with hollow seam of tape for stickdiameter 30 mm, closed at the end, at bottom left side with loop for weight.

# H102D




Cut around, at pole side with headingtape and at even intervals \$CLICK click clacks, at top with Keder 7,5 mm, at bottom left side with loop for weight

# H103A



Sewn around with double stitches, at pole side with headingtape and at even intervals \$HOOKS plastic hooks, at top with hollow seam of fabric -\$TUNEL cm flat, closed at the end, at bottom left side with loop for weight.

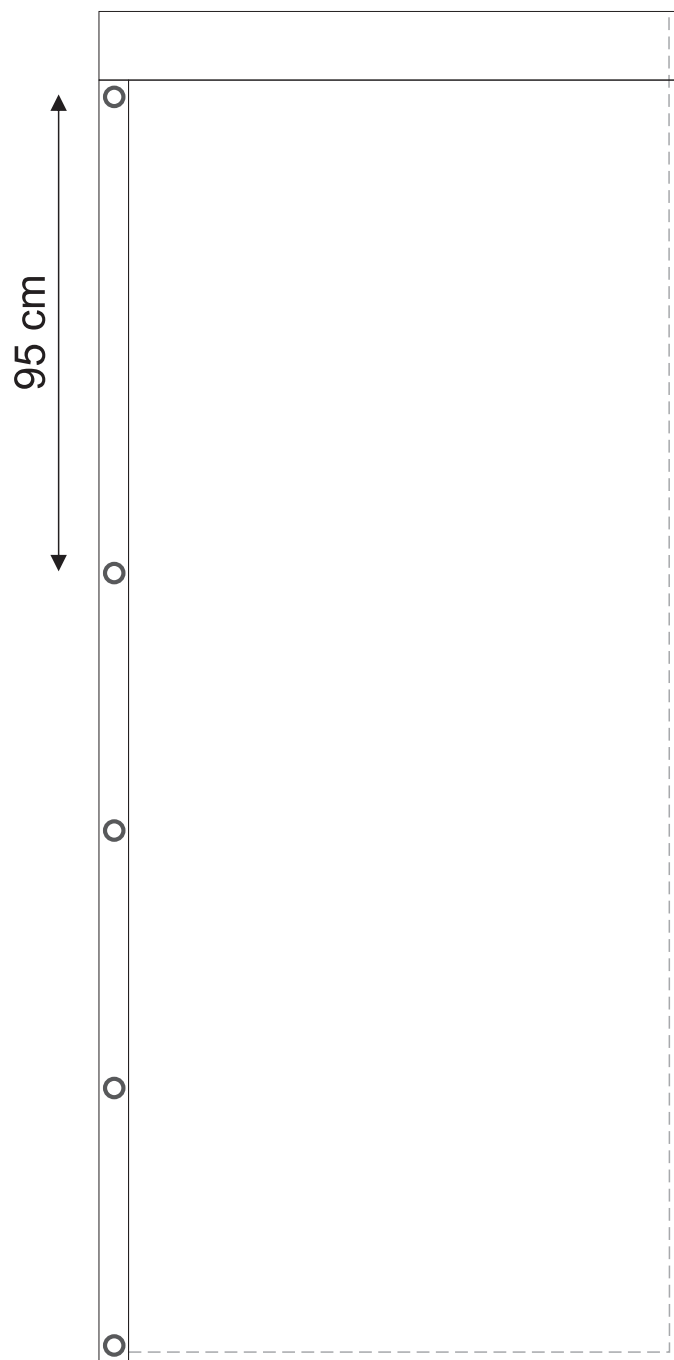
# H103B



Cut around with double stitches, at pole side with headingtape and at even intervals \$HOOKS plastic hooks, at top with hollow seam of fabric -\$TUNEL cm flat, closed at the end, at bottom left side with loop for weight.

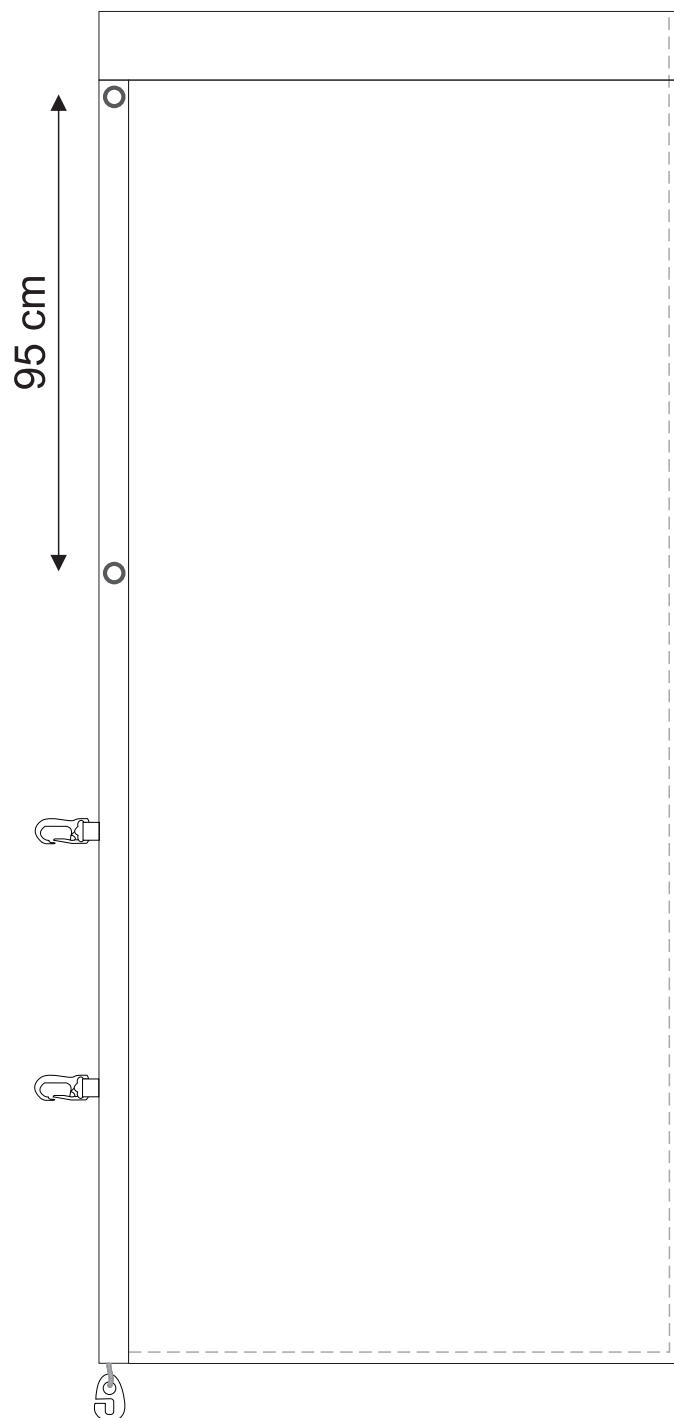


# H104A




Flag hemmed all around, on the top 10 cm width open tunnel made from tape, on the left longer side tape with eyelets, first eyelet is directly under the tunnel, the second one is 95 cm below, next \$EYELETS eyelets are at even intervals.

# H104B




Flag hemmed all around, on the top 10 cm width open tunnel made from tape, on the left longer side tape with eyelets and hooks, first eyelet is directly under the tunnel, the second one is 95 cm below, next \$HOOKS hooks at even intervals and the last one on the bottom is a plastic clips,

# H105A



hem: all sides, 50 mm ribbon at the pole-side and 2 clips

# H105B




hem: all sides, 50 mm ribbon at the pole-side and 2 clips and \$HOOKS danish hooks in the middle

# H105C



hem: all sides, 50 mm ribbon at the pole-side and 2 hooks

# H105D



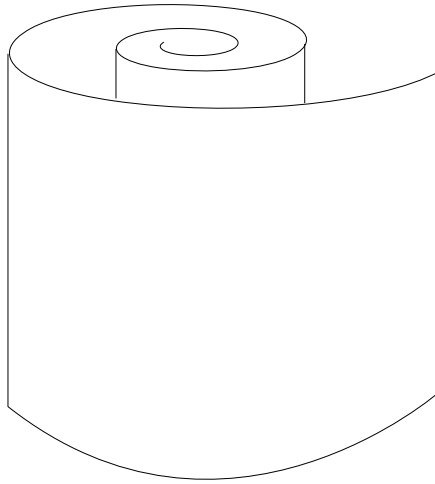
hem: all sides, 50 mm ribbon at the pole-side and 2 hooks and \$HOOKS danish hooks in the middle

# S001A



all sides have ribbon (30mm) sewn on the backside. on each corner is a d-ring attached.  
12 meters of cord (4mm) is seperatly deliverd

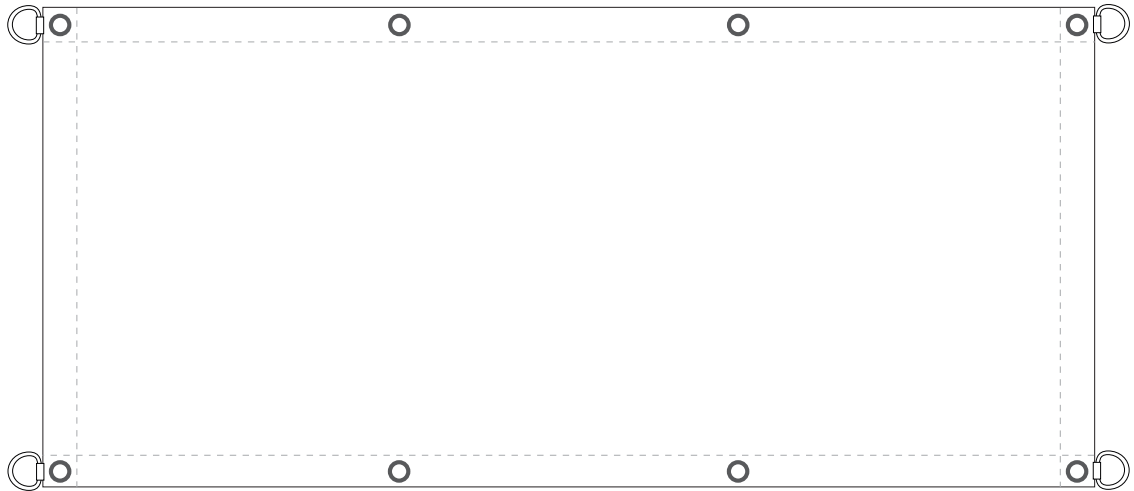
S004



cut, rolled up per piece




# S013A




ribbon of 30 mm on all sides stiched at the back-side. on every corner is a synthetic d-ring.  
On the longer sides \$EYELETS eyelets

# S014A



ribbon of 30 mm on all sides stitched at the back-side. On top and bottom \$EYELET1 eyelets and on right and left additional \$EYELET2 eyelets

# S018A



ribbon of 30 mm on all sides stitched at the back-side. On top and bottom \$EYELET1 eyelets and on right and left additional \$EYELET2 eyelets

S047




hemmed on all sides. provided with sewn-in cords that will stick out at least 1,5 meter on each side

# S051



hemmed on all sides. left-side and right-side have a open cloth-hem for inserting a white wooden stick of 25 mm diameter. each end of the sticks are provided with a sandow.

# S052



cut on all sides. left-side and right-side have a open cloth-hem for inserting a white wooden stick of 25 mm diameter. each end of the sticks are provided with a sandow.

S101A



hemmed on all sides. left-side and right-side have a cloth-hem closed on the top  
-left \$TUNEL1 cm flat, right \$TUNEL2 cm flat

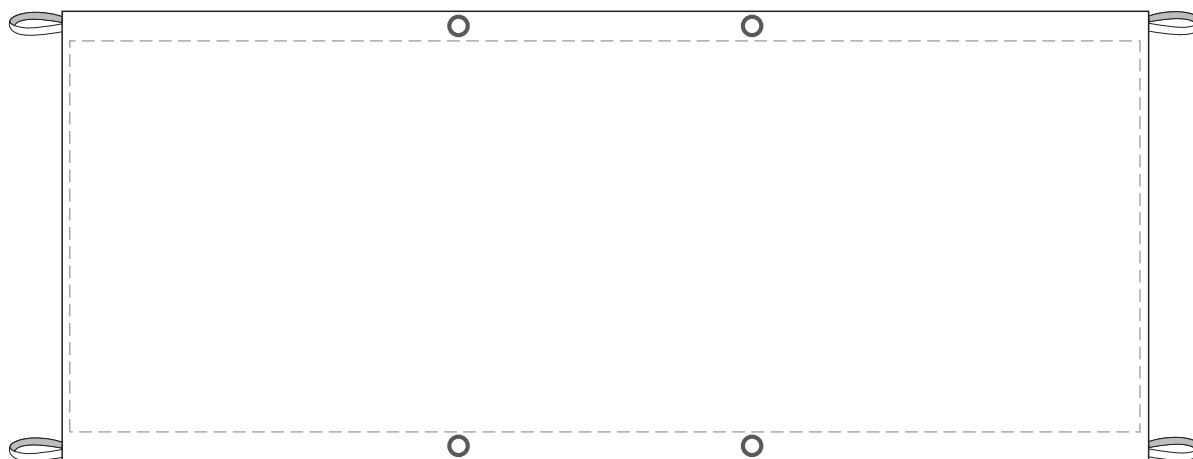
# S102A



Keder tape 7,5 mm on top and bottom, on the left and right white tape with \$EYELETS eyelets on each sides, extra reinforcement in each corner, EXTRA reinforced strapping behind each joint




# S103A



Sewn on left and right side, on top and bottom on the backside with 30 mm white headingtape and 2 silver colored metal eyelets, on the edges with belt loops 3 cm measured flat, 4 ropes á 5 meter. Per piece in a PE-bag with washing instruction and sticker.

# S114A



ribbon of 30 mm on all sides stitched at the back-side. On top and bottom \$EYELET1 plastic eyelets and on right and left additional \$EYELET2 plastic eyelets

V000



cut on all sides

# V000B




cut: all sides, 50 mm ribbon at the pole-side and 2 danish hooks

V000C



cut: all sides, 50 mm ribbon at the pole-side and 2 d-rings

V000D



cut: all sides, 50 mm ribbon at the pole-side and cord (navy-nish)

V001A



Hem: all sides, 50 mm ribbon at the pole-side and 2 danish hooks


V001B



hem: all sides, 50 mm ribbon at the pole-side and 2 d-rings

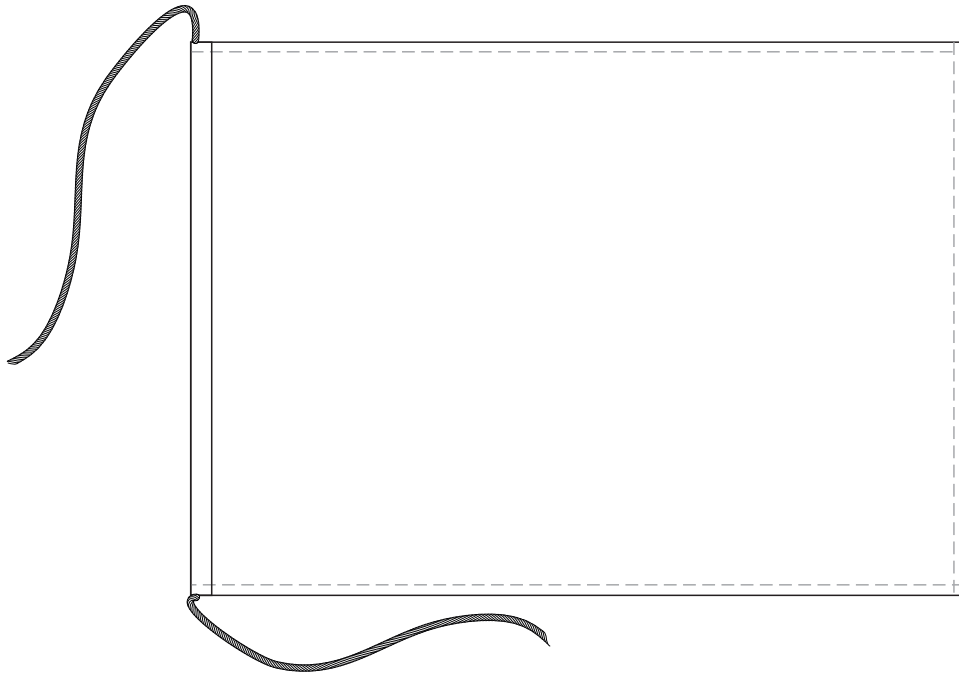


V002




hem: all sides, 50 mm ribbon at the pole-side and cord (navy-nish)

V005B



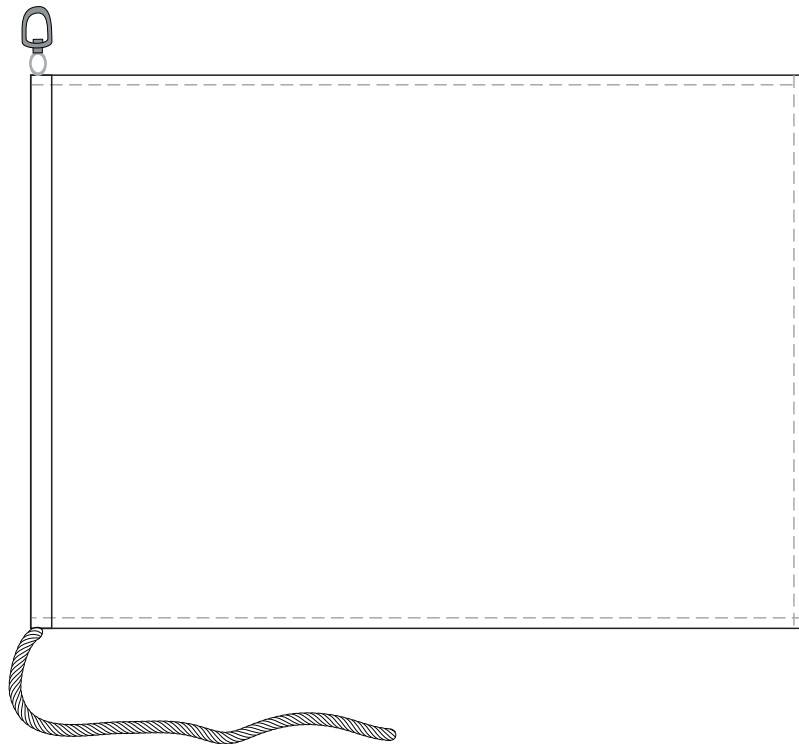
hem: all sides, 50 mm ribbon at the pole-side, cord (4mm) sewn in, sticking out 50cm on the bottom- and topside

V010A




hem: all sides, 50 mm ribbon at the pole-side, line and toggle and rope

V010C




hem: all sides, 50 mm ribbon at the pole-side, line and swivel

# V014A




cut: all sides, open hem of cloth at the pole-side with stick of 10mm stapled (sticking out half way of the pole-side). open hem is closed at the topside

# V014B



hem: all sides, open hem of cloth at the pole-side with stick of 10mm stappled (sticking out half way of the pole-side). open hem is closed at the topside

V014C



cut: all sides, open hem of cloth at the pole-side - $\$TUNEL$  cm flat. open hem is closed at the topside

V014D



hem: all sides, open hem of cloth at the pole-side -\$TUNEL cm flat. open hem is closed at the topside



V015




hem: all sides

V101A



Sewn around with double stitches, at pole side with headingtape and 2 plastic hooks.

# V101B




Sewn around with double stitches, at pole side with headingtape and 2 plastic hooks type ogle and in the middle \$HOOKS hooks.

# V102A




hem: all sides, 50 mm ribbon at the pole-side and 2 hooks

# V102B




hem: all sides, 50 mm ribbon at the pole-side and 2 hooks and \$HOOKS danish hooks in the middle

V104A



Hem: all sides, 50 mm ribbon at the pole-side and 3 danish hooks

# V104B



Hem: all sides, 50 mm ribbon at the pole-side and \$HOOKS danish hooks

V105A



Cut: all sides, at the pole-side tunel made from white elastic tape - $\$TUNEL$  cm flat



V105B



hem: all sides, at the pole-side tunel made from white elastic tape -\$TUNEL cm flat

V106A



Sewn around with double needles, on poleside with headingtape, tape sticks out \$TAPE cm at top and bottom

# V107A




cut: all sides, 50 mm ribbon at the pole-side and 2 eyelets

# V107B



hem: all sides, 50 mm ribbon at the pole-side and 2 eyelets

# V107C



cut: all sides, 50 mm ribbon at the pole-side and \$EYELETS eyelets

# V107D



hem: all sides, 50 mm ribbon at the pole-side and \$EYELETS eyelets

# V108A



Hem: all sides, 50 mm ribbon at the pole-side and 2 danish hooks, on top hollow seam made of fabric - \$TUNEL cm flat.

# V108B



Hem: all sides, 50 mm ribbon at the pole-side and \$HOOKS danish hooks, on top hollow seam made of fabric -\$TUNEL cm flat.



# V108C




Hem: all sides, 50 mm ribbon at the pole-side and 2 eyelets, on top hollow seam made of fabric - \$TUNEL cm flat.

# V108D



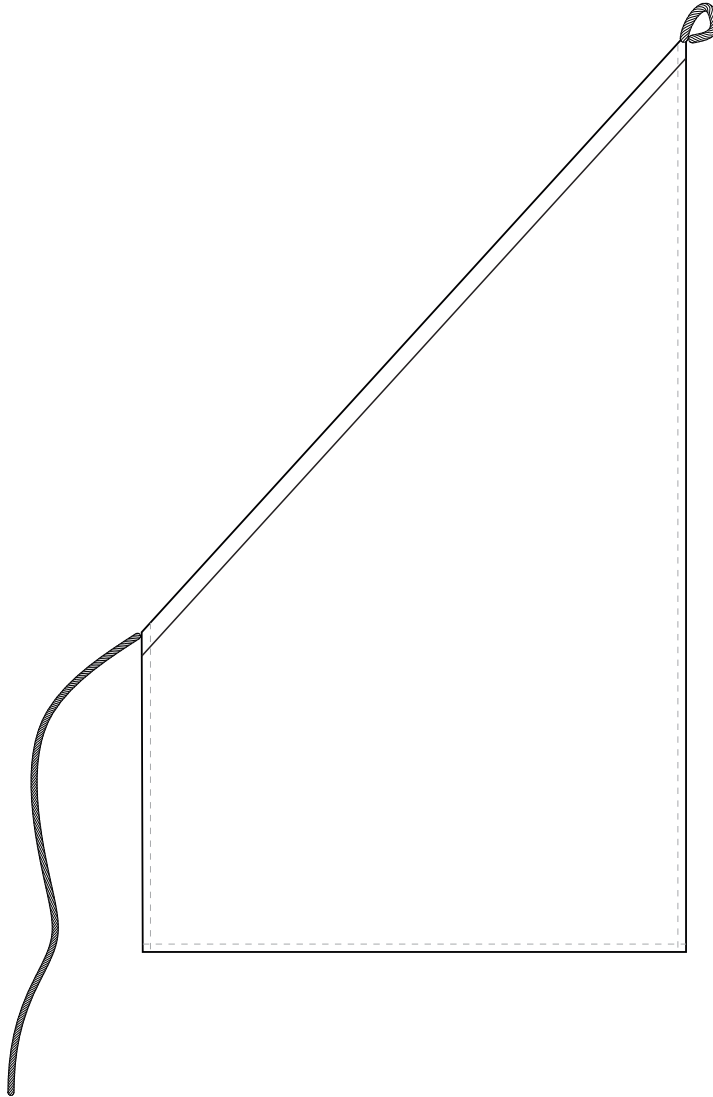
Hem: all sides, 50 mm ribbon at the pole-side and \$EYELETS eyelets, on top hollow seam made of fabric -\$TUNEL cm flat.

F001



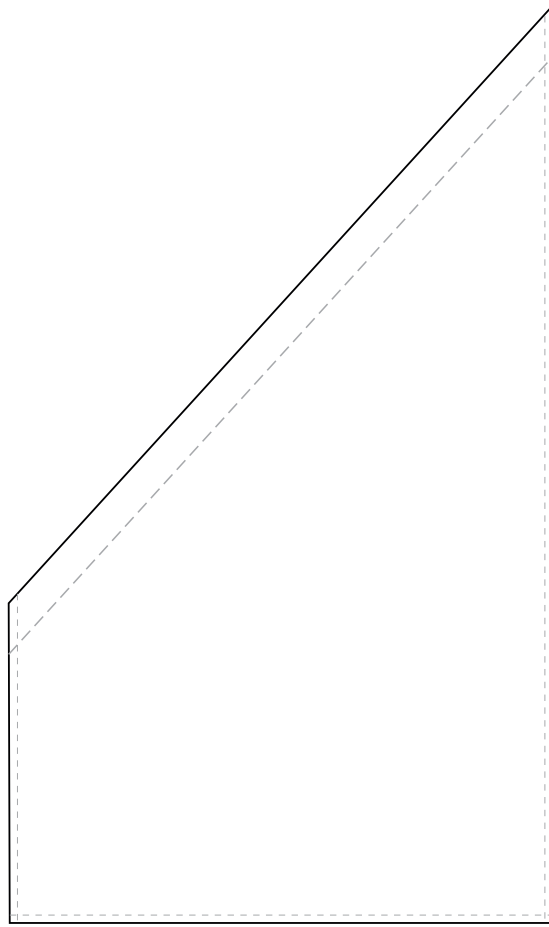
cut around, on the left side tunnel made of white fabric with the small loop on the top and double rope fi1mm on the bottom -50cm each

G001A



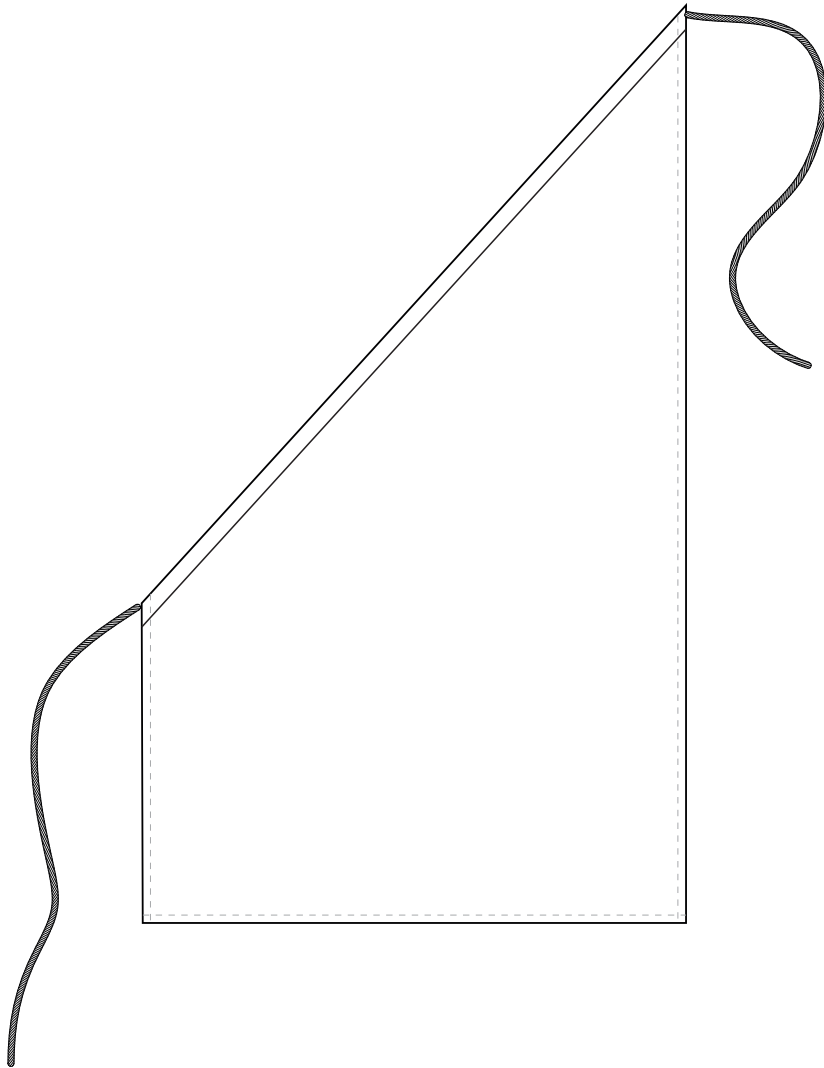
hemmed on all sides, 50 mm ribbon at the poleside provided with cord sewn in. cord has a loop on topside (3cm at) and sticks out on bottom side (half way to the pole-side cord is sticking out half way the pole side at bottom side

G001B



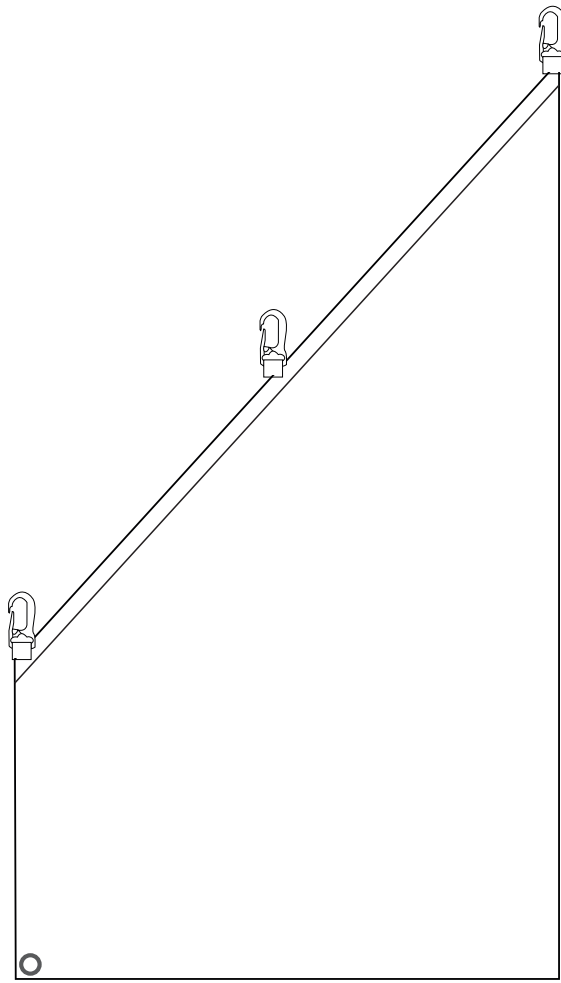
hemmed on all sides, on the top tunnel made from the same fabric as flag - \$TUNEL cm flat

G001C




hemmed on all sides, on the pole-side sewned white tape with rope

# G101A



hemmed on all sides, on top - the pole-side sewned white tape with \$HOOKS hooks, on the left bottom corner eyelet


# G102A



cut around, on top - the pole-side tunnel - \$TUNNEL cm flat (edge welded + sewn),  
tunnel on both sides open




# G102B



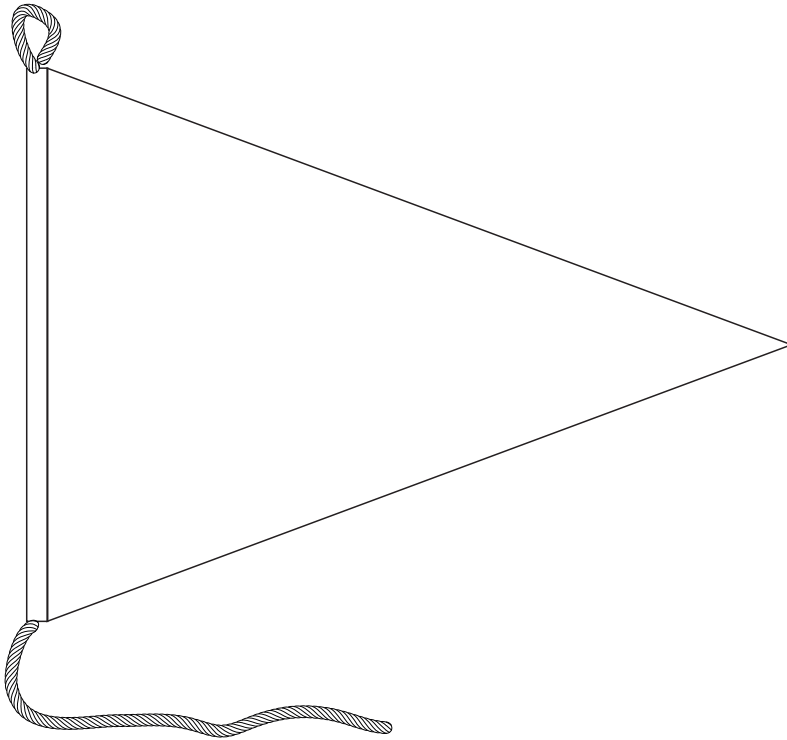
cut around, on top - the pole-side tunnel - \$TUNNEL cm flat (edge welded + sewn),  
tunnel closed at the end

# G102C



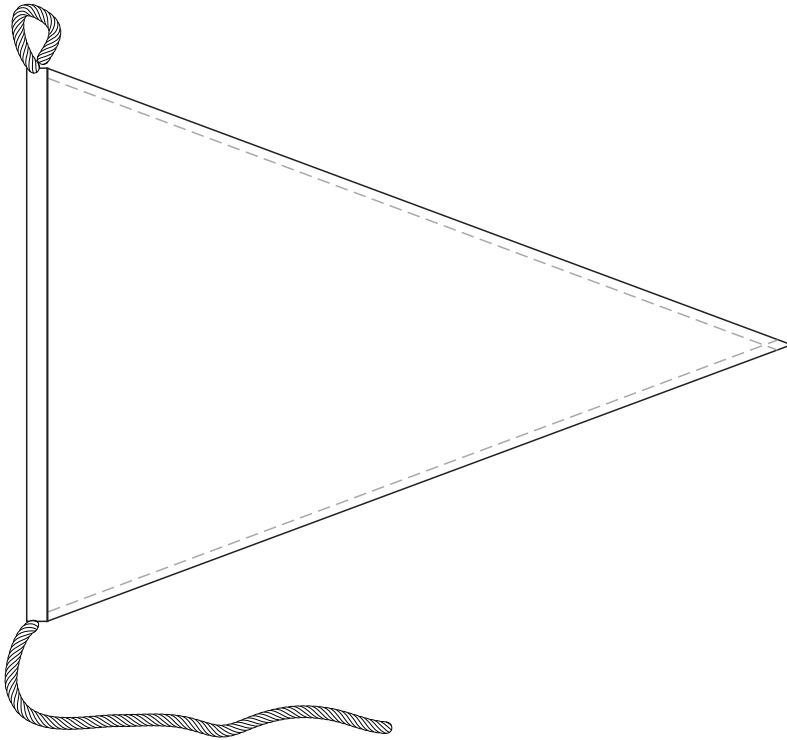
cut around, on top sewed for a pole

W000



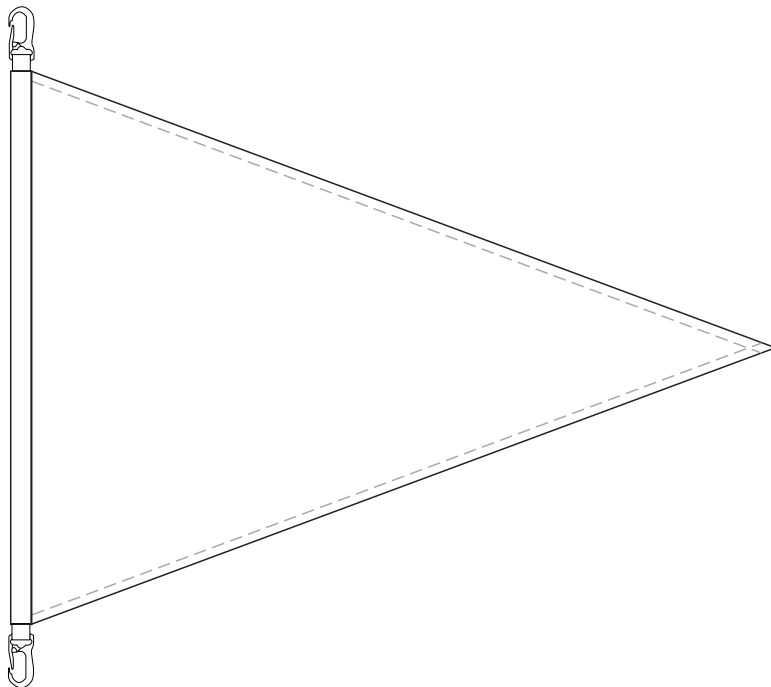
cut: all sides, provided with 50 mm ribbon and cord, Cordloop on top

W001



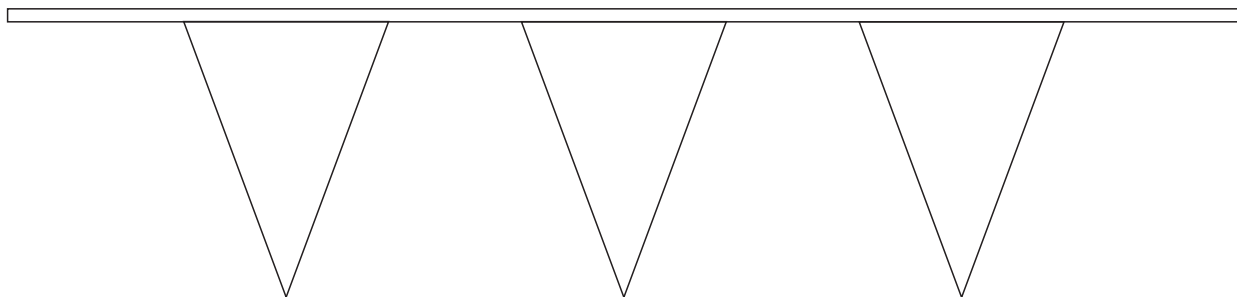
hemmed on all sides, provided with 50 mm ribbon and cord, Cordloop on top

W002



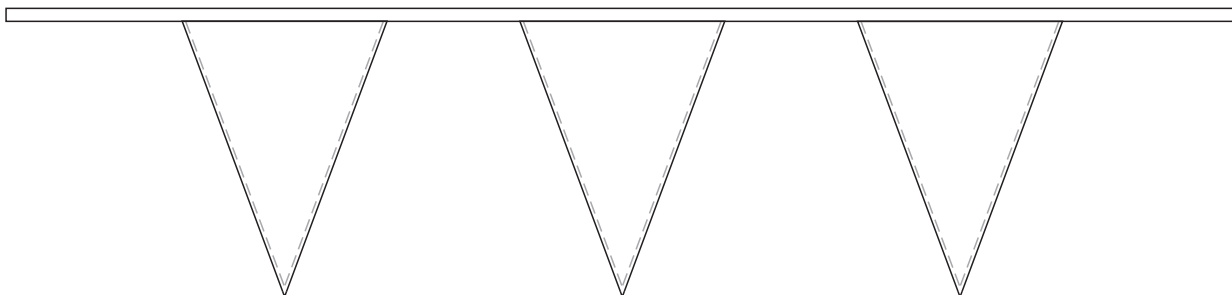
Hem: all sides, 50 mm ribbon at the pole-side and 2 danish hooks

# W101A




flag cut around, each one stitched along the top edge to the 30mm white tape, free ends of the tape \$END cm each, the gap between flags \$SPACE cm, number of pennants: \$QTY

W101B



flag sewn around, each one stitched along the top edge to the 30mm white tape, free ends of the tape \$END cm each, the gap between flags \$SPACE cm, number of pennants: \$QTY


W101C



flag cut around, each one stitched along the top edge to the 30mm white tape, free ends of the tape \$END cm each, the gap between flags \$SPACE cm, number of pennants: \$QTY

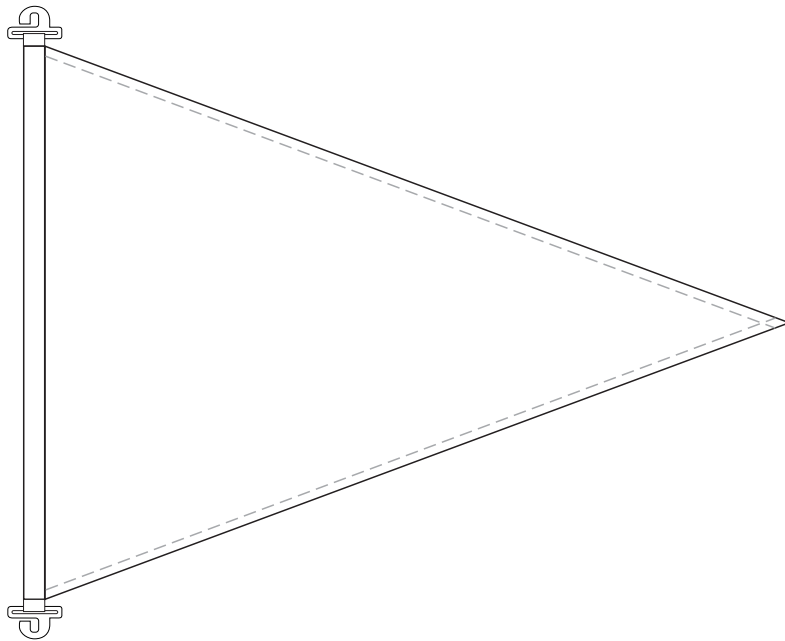


W101D



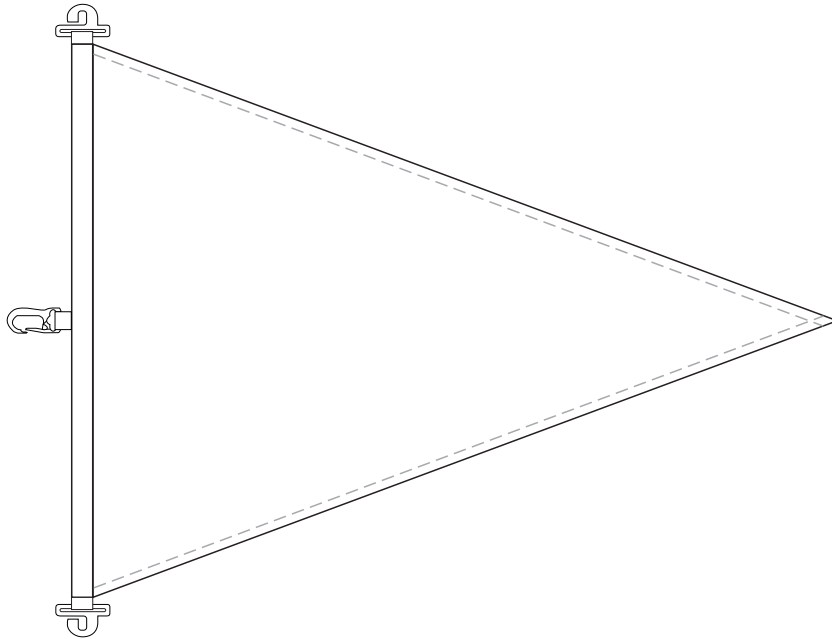
flag sewn around, each one stitched along the top edge to the 30mm white tape, free ends of the tape \$END cm each, the gap between flags \$SPACE cm, number of pennants: \$QTY

W102A



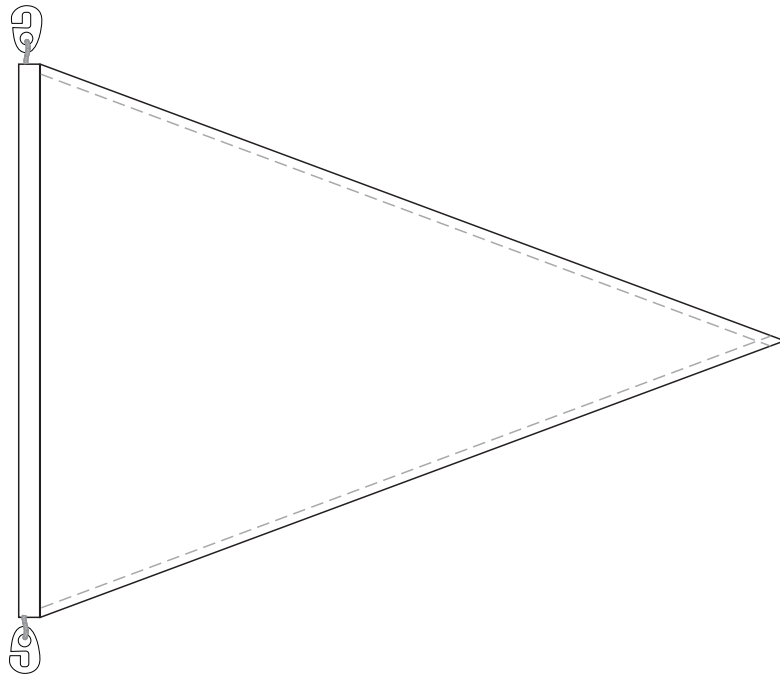
Sewn around with double stitches, at pole side with headingtape and 2 plastic hooks.

# W102B



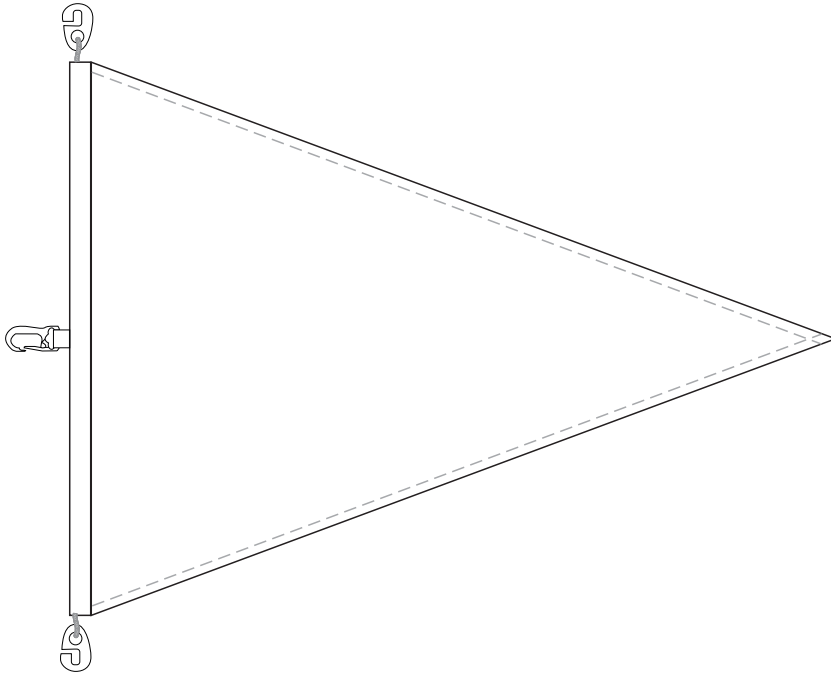
Sewn around with double stitches, at pole side with headingtape and 2 plastic hooks type ogle and in the middle \$HOOKS hooks.

W103A




hem: all sides, 50 mm ribbon at the pole-side and 2 hooks

W103B



hem: all sides, 50 mm ribbon at the pole-side and 2 hooks and \$HOOKS danish hooks in the middle

L000




welded around

L001A



welded around, metal eyelet in each corner


L001B



welded around, plastic eyelet in each corner




# L002A




welded around, On top and bottom \$EYELET1 metal eyelets and on right and left additional \$EYELET2 eyelets

L002B




welded around, On top and bottom \$EYELET1 plastic eyelets and on right and left additional \$EYELET2 eyelets

L003A




cut around, welded on the top with \$EYELET metal eyelets

L003B




cut around, welded on the top with \$EYELET plastic eyelets

L004A




right and left edge cut, on top and bottom welded with \$EYELET1 metal eyelets on top and \$EYELET2 metal eyelets on bottom

# L004B



right and left edge cut, on top and bottom welded with \$EYELET1 plastic eyelets on top and \$EYELET2 plastic eyelets on bottom

L005A



cut around, on the top tunnel -\$TUNNEL cm flat (edge welded + sewn)

L005B



cut around, on the top and bottom tunnel -top \$TUNNEL1 cm flat, bottom \$TUNNEL2 cm flat  
(edge welded + sewn)



D001




silicone tape at the back side all around

D002



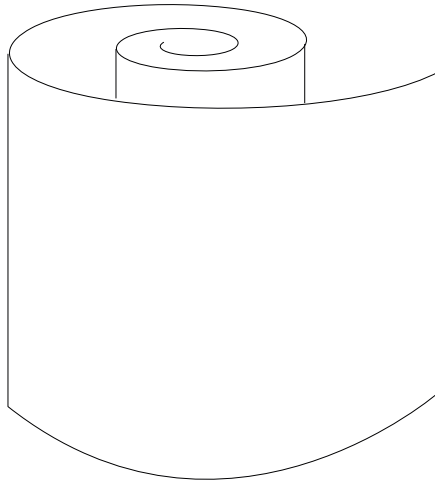
velcro tape at the back side all around

# Roll'Up



finishig for roll-up

X000



without finishing