


# Assembly instruction for flag-extender




Wide hemstitch pocket for the heft **C**

1. Push the extender rod into the narrow hemstitch-pockets **A** and **B**.




2. Fit the upper hook and fly the flag a little bit.



3. Stick the heft into the wide hemstitch pocket **C**.



4. Push the leash of the heft around the flag-pole and fix the noose back in the flag hook.



5. Fly the flag as usual



Ready